



M-Bus Cyble v2.0

STANDARD 2.0

Cyble technology for gas meter remote reading with M-Bus protocol

Cyble communication modules have been designed to fulfil requirements of all utilities willing to remote read their water or gas meters. As gas meters are an important investment for utilities, all Itron gas meters are pre-equipped considering actual or future evolutions towards remote reading technologies. The Cyble M-Bus facilitates the integration of Itron water or gas meters into a M-Bus network. This module offers advanced reading functionality that enables the utilities to offer additional services to their customer.

FEATURES & BENEFITS

- » The Cyble M-Bus suits to remote reading applications through M-Bus networks in residential, commercial and industrial uses. It provides all relevant data according to EN 13757-2 and EN 13757-3 2013.

Ease of Installation

The Cyble M-Bus is completely compatible with all Itron water and gas meters equipped with the Cyble target.

- » It can be easily retrofitted and installed on meters already on the field.
- » With a few easy installation steps, the meter seal do not need to be broken.
- » It can be shipped already mounted (and configured) on the meter.

High Reliability

With the proven and patented Cyble detection technology the electronic index

of the Cyble M-Bus is always the mirror image of the mechanical index.

The integrity and reliability of this data is key for use in billing applications.

- » Magnetic tampering is impossible since the non-magnetic target is not influenced by an external magnet.
- » It is designed to withstand harsh environments (IP68).
- » The Cyble M-Bus complies with E.M.C. standards for protection against electromagnetic disturbances.


Useful Basic Data

Transmission of standardized data:

- » Date and time.
- » Primary and secondary address.
- » Volume and back flow indexes.
- » Alarms: tampering detection and low battery.

Standards Compliance

- » M-Bus according to EN13757-2 and 13757-3 2013 in the scope of the CEN TC 294.
- » CE marking



Pre-equipped register with the Cyble Target

GENERAL TECHNICAL SPECIFICATIONS

M-Bus features

Compliant with	EN13757-2 and EN 13757-3 2013
Baud rate	300 to 2400 bps
Cable	2 wires, non polarized cable

Functional Specifications

Operating temperature	-10 °C/+55 °C
Storage temperature	-20 °C/+55 °C
Case protection	IP68
Power source	Lithium battery
Battery life time*	15 years (Note: since the M-Bus communication is powered by the bus, the number of readings does not affect the battery life time)
Cable dimensions	3 m two wire cable, 2 x 0,25 mm ²

* Under normal applications within the specified working temperature range

DETAILED FUNCTIONALITIES

- » Customer ID (10 digit alpha-numerical).
- » Peak flow management (memorization over the last 13 months).
- » Monthly Fixed Date Reading (FDR) of volume over the previous 13 months: Tariff applications, Tenant change, ...
- » Leakage Detection above 2 thresholds recorded over the previous 13 months.
- » Back flow detection (temporary or permanent) records over the previous 13 months.
- » Tampering detection => dismantling module alarm temporary and permanent.


The new version of M-Bus Cyble Standard 2.0 embed new functionalities:

- » 2 possibility to choose 2 different “default frames”
 - one fully compliant with the previous (Factory choice)
 - one with updated manufacturer identification, and suppression of the plain text VIF (Bat Life time & Customer Id)
- » Improvement of utilisation with Gas meter, with the possibility to choose corrected or uncorrected index for volume identification.

APPLICATIONS

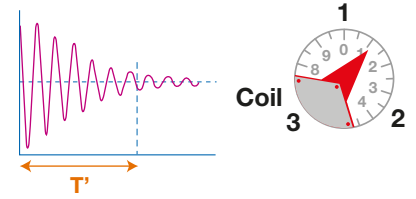


- » Individual properties
- » Multiple properties

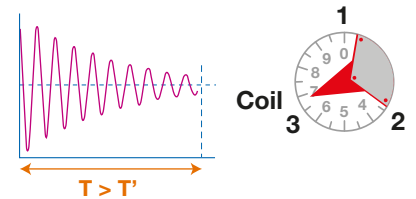


- » Combined properties
- » Commercial buildings
- » Industrial application

TARGET PRINCIPLE



Target present



Target absent

ACCESSORIES AND SOFTWARE TOOL

The Cyble M-Bus is delivered with:

- » 3 m cable
- » Fixing screw (steel)
- » Plastic seal

For reading, retrofit installation or parameters setting, a Configuration Tool “M-Bus Field Tool” is available.



Join us in creating a more **resourceful world**.
To learn more visit **itron.com**

ITRON GmbH

Hardeckstraße 2
D-76185 Karlsruhe
Germany

Phone: +49 (0) 721 5981 0
Fax: +49 (0) 721 5981 189

While Itron strives to make the content of its marketing materials as timely and accurate as possible, Itron makes no claims, promises, or guarantees about the accuracy, completeness, or adequacy of, and expressly disclaims liability for errors and omissions in, such materials. No warranty of any kind, implied, expressed, or statutory, including but not limited to the warranties of non-infringement of third party rights, title, merchantability, and fitness for a particular purpose, is given with respect to the content of these marketing materials. © Copyright 2014 Itron. All rights reserved. **GA-CYBLEMBUSSTD-01-EN-10-14**